



Pleasant Grove High School
Desired Results for Student Learning
"R.E.A.L. Students with Real Success"

- Responsible Citizens
- Effective Communicators
- Authentic Thinkers
- Life-Long Learners

Pleasant Grove Community

- * Population -- Approximately 45,000

Pleasant Grove High School

- * Public, 3 Year
- * Accredited: Northwest Accreditation Commission
- * **Enrollment:** 2064
 Seniors (653) Juniors (716)
 Sophomores (695)
- * **Teaching staff:** 84
- * **Administration:** 5
- * **Counseling:** 6
- * **Support Staff:** 55
- * **Student-Teacher Ratio:** 24.57
- * **UHSAA Classification:** 5A

PGHS School Pride

- * **Mascot:** Mighty Viking
- * **Color:** Royal Blue and White
- * **School Emblem:** Block letter "G"
- * **School Song:** Sons of Old PG High

PGHS SCHOOL LAND TRUST GRANT

School Improvement Plan

Reach and maintain the Overall Graduation Rate of 93%.

Continue to provide a comprehensive curriculum by assigning additional funds for 4 AP classes & language classes.

Maintain 3 Additional Student Advocates to track the progress and mentor all at-risk students.



Pleasant Grove High School
 700 East 200 South
 Pleasant Grove, Utah
 84062

Phone: (801) 610-8170
 Website: pghs.alpnedistrict.org



Home of the Mighty Vikings



PLEASANT GROVE HIGH SCHOOL
STAKEHOLDER REPORT
2016-17

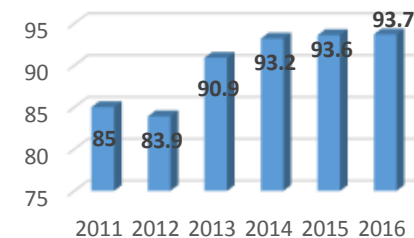
MISSION STATEMENT

PGHS is dedicated to assisting students as they navigate life through learning.

VISION STATEMENT

To empower our students to be life-long thinkers and learners.

PGHS Graduation Rate



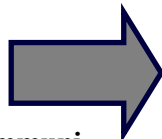


PGHS: We Are A Professional Learning Community

Question #1

WHAT DO WE EXPECT

Students to learn?



As a Professional Learning Community, teacher collaboration teams meet weekly to discuss learning goals, teaching strategies, and assessments. Each course is in line with the [Utah State Core Curriculum](#), or the [statewide essential standards](#) that should be taught in each class or grade.

SCHOOL GRADE

B Letter grades are awarded based on SAGE test scores that take current scores and improvement over time into account. High schools are also graded on graduation rates and percentage of students who meet ACT benchmarks. Only One traditional High School received an A grade in Utah.

Sage Testing Standouts

English and Math Proficiency Rates were both above the District and State Averages for Grades 9-12!

Graduation Rate



93.7

(We met our Goal of 93%)

State Champions 2015-2016!

Marching Band!

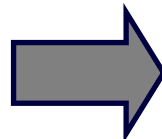
Drama!

Wrestling! (5A and 5A Duels)

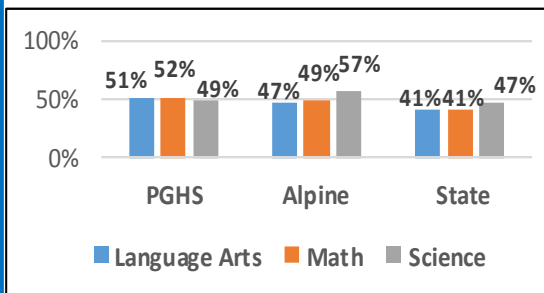
Question #2

HOW WILL WE KNOW

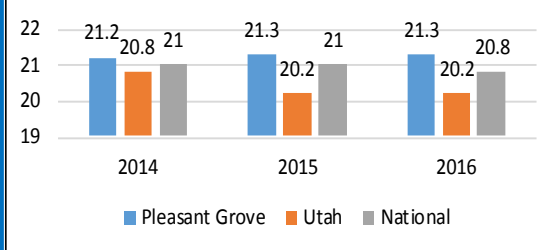
What students have learned?



SAGE % Proficient



Average ACT Scores



COLLEGE AWARDS UPON GRADUATION

2890 UVU Concurrent Enrollment

Credits earned

204 AP TESTS PASSED

102 REGENT Scholarships

\$3.6 million in College Scholarships

12 UVU Associates Degrees

Question #3

WHAT DO WE DO for those students who are NOT learning?

- ◇ Teachers are available before/after school
- ◇ Student Support Team
- ◇ “No Credit” (NC) recovery
- ◇ ACT Tutoring classes
- ◇ ISA Tutoring Lab
- ◇ Math Tutoring Lab
- ◇ Mathletes Tutoring Program
- ◇ LIA Tutoring Programs
- ◇ Peer Leaders Tutoring
- ◇ Digital Curriculum Packet Class
- ◇ UVU Communications Class
- ◇ Guided Studies Class
- ◇ Strengthening Families Class



Question #4

HOW WILL WE Respond to students who already know what is being taught?

UVU Distance Education Classes

22 Classes

Concurrent Enrollment

36 Classes

Advanced Placement (AP)

16 Classes

UVU Associates Degree Program