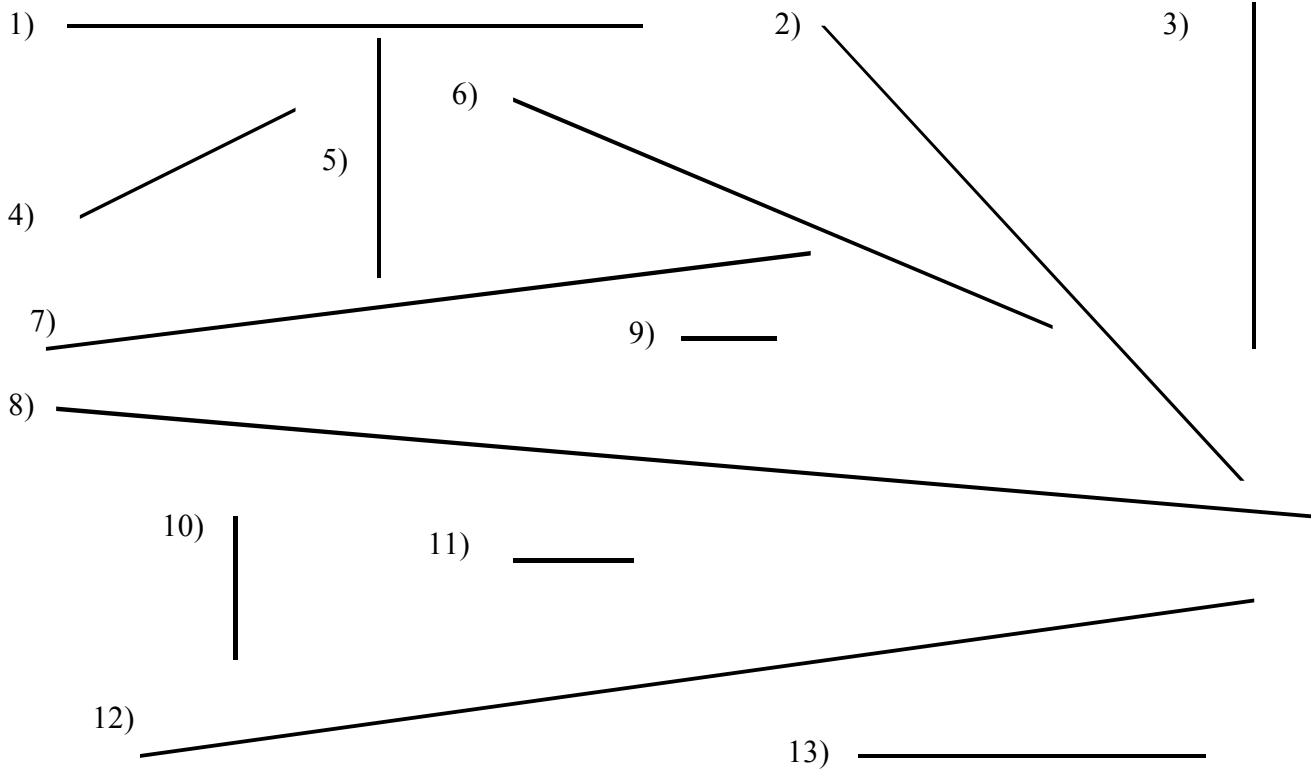


Worksheet 1-4

Segment Measurements



Measure each segment in standard and metric units.

Standard segment measurement

Metric segment measurement

1.	_____
2.	_____
3.	_____
4.	_____
5.	_____
6.	_____
7.	_____
8.	_____
9.	_____
10.	_____
11.	_____
12.	_____
13.	_____

Draw segments with the following measures on a separate piece of paper.

14. $2\frac{3}{8}in.$

15. $10.7cm.$

16. $5\frac{1}{4}in.$

17. $8\frac{9}{16}in.$

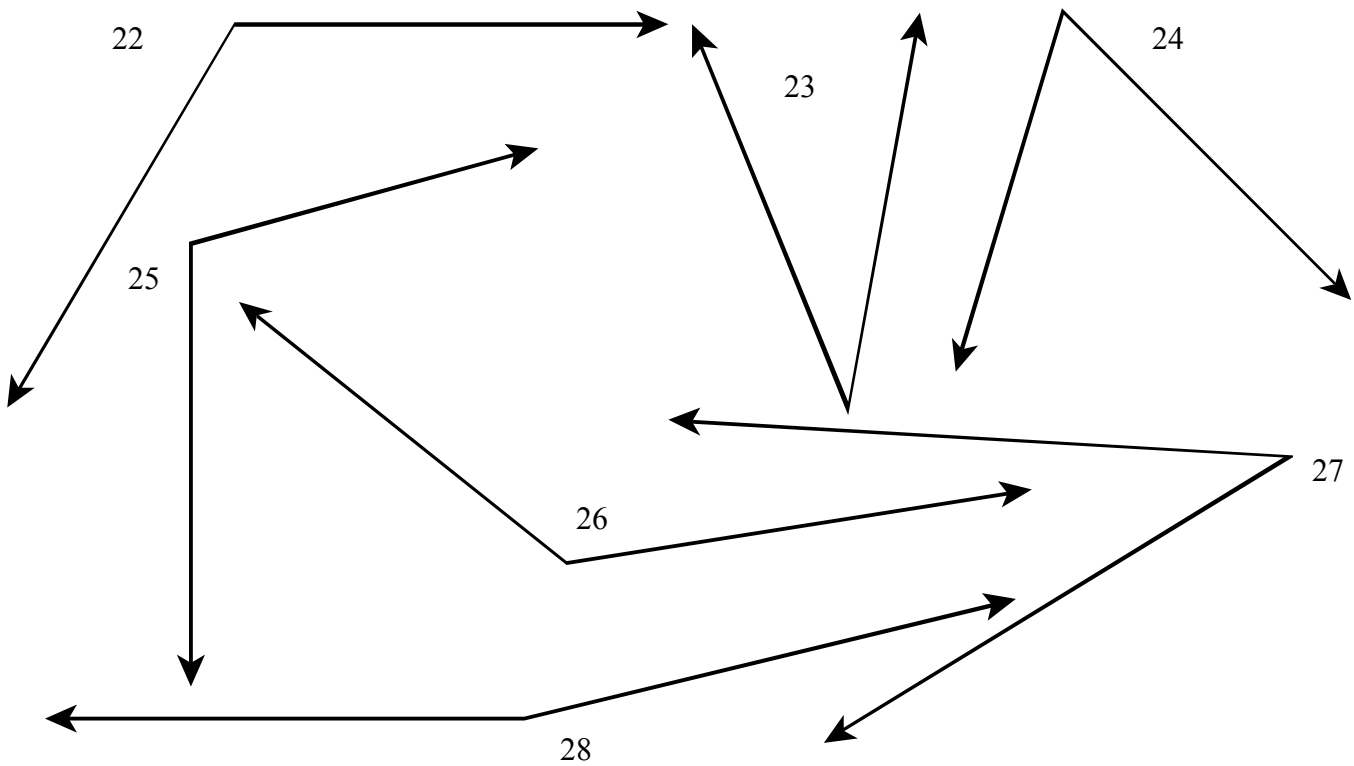
18. $6.2cm.$

19. $3\frac{3}{16}in.$

20. $6\frac{1}{2}in.$

21. $16.5cm.$

Angle Measurements



Measure each angle and classify it.

Angle measurement	Angle classification
22. _____	_____
23. _____	_____
24. _____	_____
25. _____	_____
26. _____	_____
27. _____	_____
28. _____	_____

Draw angles with the following measures on a separate piece of paper.

29. 24°

30. 135°

31. 95°

32. 175°

33. 124°

34. 35°

35. 45°

36. 17°

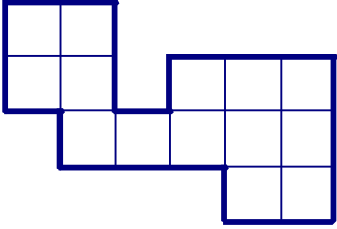
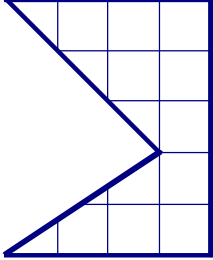
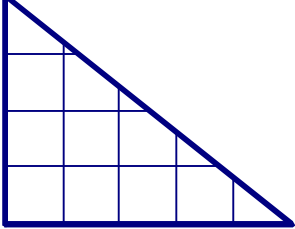
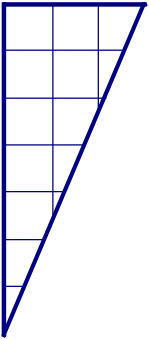
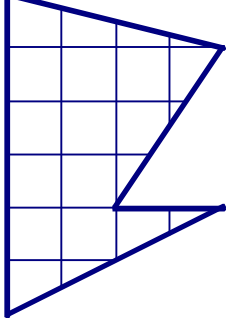
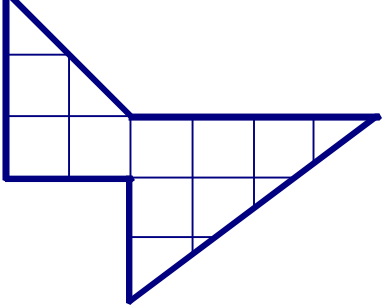
Length and Midpoint

A. Give the length and midpoint of each line.

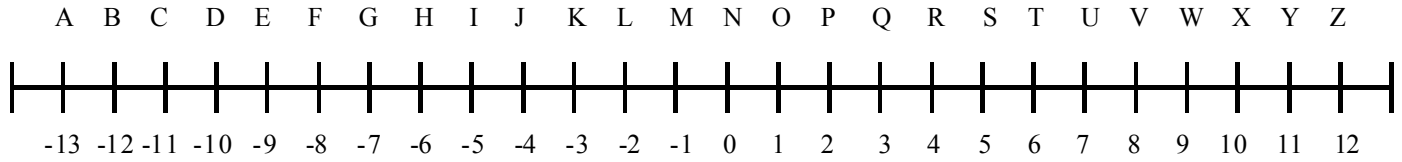
<p>37.</p> <div style="text-align: center; margin-bottom: 10px;"> $\overline{\hspace{10em}}$ 7 23 </div> <p>L= _____ M= _____</p>	<p>38.</p> <div style="text-align: center; margin-bottom: 10px;"> $\overline{\hspace{10em}}$ 12 36 </div> <p>L= _____ M= _____</p>	<p>39.</p> <div style="text-align: center; margin-bottom: 10px;"> $\overline{\hspace{10em}}$ -9 17 </div> <p>L= _____ M= _____</p>
<p>40.</p> <div style="text-align: center; margin-bottom: 10px;"> $\overline{\hspace{10em}}$ -28 -5 </div> <p>L= _____ M= _____</p>	<p>41.</p> <div style="text-align: center; margin-bottom: 10px;"> $\overline{\hspace{10em}}$ -34 -19 </div> <p>L= _____ M= _____</p>	<p>42.</p> <div style="text-align: center; margin-bottom: 10px;"> $\overline{\hspace{10em}}$ -22 14 </div> <p>L= _____ M= _____</p>
<p>43.</p> <div style="text-align: center; margin-bottom: 10px;"> $\overline{\hspace{10em}}$ -13.6 27.4 </div> <p>L= _____ M= _____</p>	<p>44.</p> <div style="text-align: center; margin-bottom: 10px;"> $\overline{\hspace{10em}}$ -48.9 -16.3 </div> <p>L= _____ M= _____</p>	<p>45.</p> <div style="text-align: center; margin-bottom: 10px;"> $\overline{\hspace{10em}}$ -53.4 -22.7 </div> <p>L= _____ M= _____</p>

Basic Area and Perimeter

A. Find the area and perimeter for each figure. (Estimate for partial squares.)

<p>46.</p>  <p>A= _____ P= _____</p>	<p>47.</p>  <p>A= _____</p>	<p>48.</p>  <p>A= _____</p>
<p>49.</p>  <p>A= _____</p>	<p>50.</p>  <p>A= _____</p>	<p>51.</p>  <p>A= _____</p>

Graphing

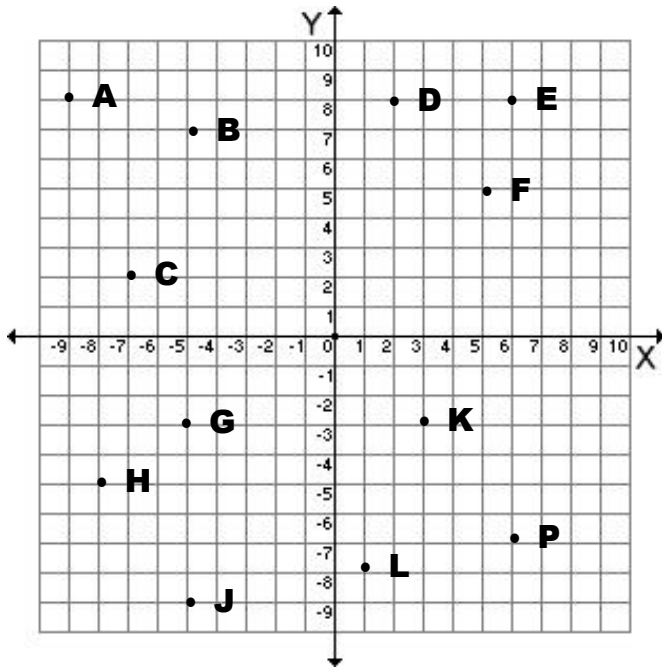


A. Name the coordinate of each of the following points.

52. V	53. D	54. M	55. Q	56. F
--------------	--------------	--------------	--------------	--------------

B. Name the point at each of the following coordinates.

57. 5	58. -9	59. 12	60. -13	61. 2
--------------	---------------	---------------	----------------	--------------



C. Name the coordinate of each of the following points.

62. B	63. D	64. K
65. H	66. F	67. P

D. Name the point at each of the following coordinates.

68. (6, 8)	69. (-5, -9)	70. (-7, 2)
71. (5, 5)	72. (-9, 8)	73. (3, -3)