

Trigonometry 3

KEY

Find the trigonometric ratios using the information given. Use the figure at the right.

1) $\sin A = 3/5$

$\cos C = 3/5 = .6000$

$\tan A = 3/4 = .7500$

$3^2 + b^2 = 5^2$
 $b = 4$

2) $\tan A = 20/21$

$\sin A = 20/29 = .6867$

$\tan C = 21/20 = 1.0500$

$20^2 + 21^2 = c^2, c = 29$

3) $\tan C = 15/8$

$\tan A = 8/15 = .5333$

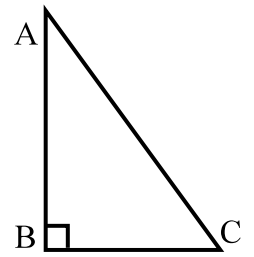
$\sin A = 8/17 = .4706$

4) $\sin C = 35/37$

$\cos A = 35/37 = .9459$

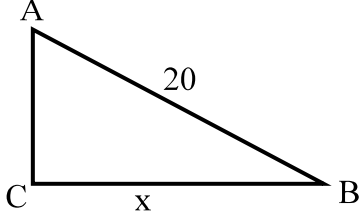
$\cos C = 12/37 = .3243$

$a^2 + 35^2 = 37^2$
 $a = 12$



Use a proportion or an equation to find x in each problem below. Round each length to the tenth.

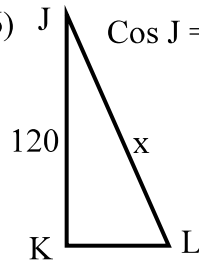
5) $\sin A = 4/5$.



$\sin A = \frac{x}{20}$, so $\frac{4}{5} = \frac{x}{20}$

and $x = 16$

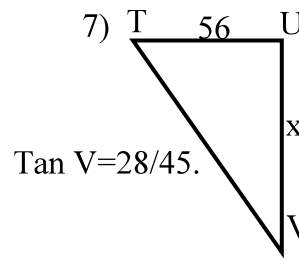
6) $\cos J = 24/25$.



$\cos J = \frac{120}{x}$, so $\frac{24}{25} = \frac{120}{x}$

and $x = 125$

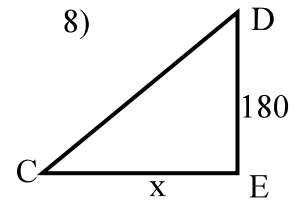
7) $\tan V = 28/45$.



$\tan V = \frac{56}{x}$,

So $x = 90$

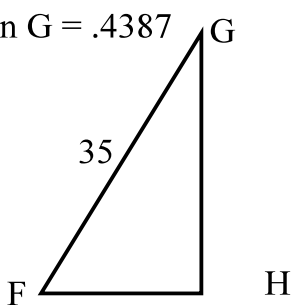
8)



$\tan D = 21/20$.

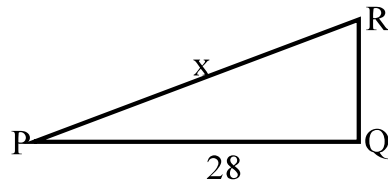
$x = 189$

9) $\sin G = .4387$



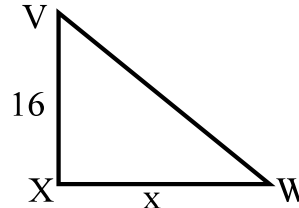
$\sin G = x/35$ so,
 $.4387 = x/35$ and
 $x = 15.4$

10) $\sin R = .9724$



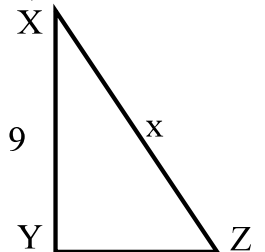
$\sin R = 28/x$ so,
 $.9724 = 28/x$ and
 $x = 28/.9724 = 28.8$

11) $\tan V = 1.1482$

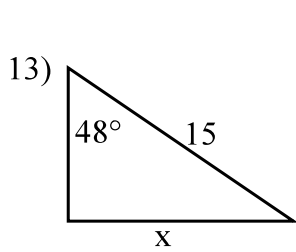


$\tan V = x/16$
 $1.1482 = x/16$
 $x = 18.4$

12) $\cos X = .7732$

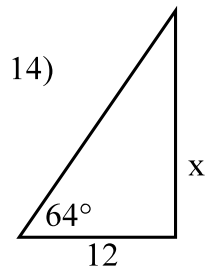


$x = 11.6$



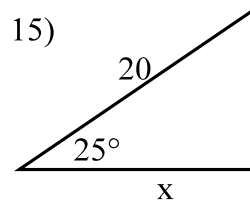
$$\sin 48^\circ = \frac{x}{15},$$

since $\sin 48^\circ = .7431$,
 $\frac{x}{15} = .7431$, so $x = 11.1$



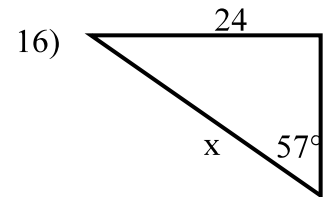
$$\tan 64^\circ = \frac{x}{12},$$

since $\tan 64^\circ = 2.0503$,
 $\frac{x}{12} = 2.0503$, so $x = 24.6$



$$\cos 25^\circ = x/20$$

so $x = 18.1$

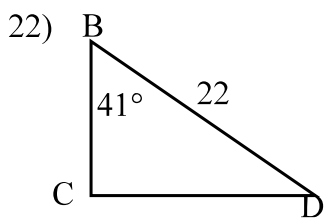


$$x = 28.6$$

Give each trigonometric ratio to 4 places.

- 17) $\tan 26^\circ = .4877$ 18) $\cos 71^\circ = .3256$ 19) $\tan 82^\circ = 7.1154$ 20) $\sin 43^\circ = .6820$ 21) $\tan 67^\circ = 2.3559$

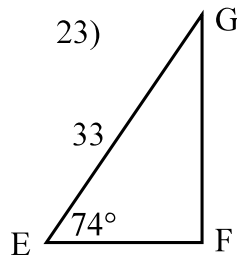
Solve each triangle. Give the measure of each side and angle to the nearest tenth.



$$90^\circ - 41^\circ = 49^\circ = D$$

$$\begin{aligned} \cos 41^\circ &= BC/22 \\ \cos 41^\circ &= .7547 = BC/22 \\ BC &= (.7547)(22) = 16.6 \end{aligned}$$

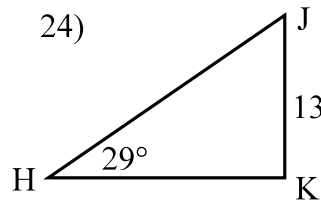
$$\begin{aligned} \sin 41^\circ &= CD/22 \\ .6561 &= CD/22 \\ CD &= (.6561)(22) = 14.4 \end{aligned}$$



$$90^\circ - 74^\circ = 16^\circ = G$$

$$\begin{aligned} \cos 74^\circ &= EF/33, \text{ so} \\ .2756 &= EF/33 \\ EF &= (.2756)(33) = 9.1 \end{aligned}$$

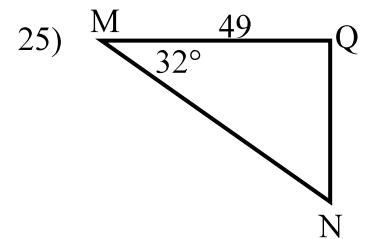
$$\begin{aligned} \sin 74^\circ &= GF/33 \\ .9613 &= GF/33 \\ GF &= (.9613)(33) \end{aligned}$$



$$90^\circ - 29^\circ = 61^\circ = J$$

$$\begin{aligned} \tan 29^\circ &= 13/HK \\ .5543 &= 13/HK \\ HK &= 13/.5543 = 23.45 \end{aligned}$$

$$\begin{aligned} \sin 29^\circ &= 13/HJ \\ .4848 &= 13/HJ \\ HJ &= 13/.4848 = 26.8 \end{aligned}$$



$$N = 58^\circ$$

$$QN = 30.6$$

$$MN = 57.8$$