

PARKING

Westlake High School

GRADUATION GUIDE

Class of 2018



When parking at BYU, please note the following:

- Please allow yourself ample time to get to BYU—there is construction on University Parkway to take into consideration.
- Note the map above. There are parking lots on the north and south as well as several parking lots from the football stadium to the Marriott Center. One of these lots is where you will park.
- Carpool if you can! Either with a group of friends or with your family. Maximize the space and help the situation. 😊



Thursday, May 31, 2018

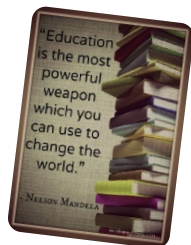
6:00pm

Marriott Center


Brigham Young University

GRADUATION GUIDELINES

- Commencement Exercises begins promptly at 6:00pm.
- Graduates must arrive by 5:00pm.
- Graduates are to provide their own transportation to and from BYU.
- Appropriate attire for women:
 - Columbia blue graduation gown and cap with tassel on left side
 - Navy Blue Stole
 - Dresses and nice shoes under gown
- Appropriate attire for men:
 - Navy blue graduation gown and cap with tassel on left side
 - Columbia blue stole
 - Slacks, dress shirt, tie and nice shoes under gown
- Lei's or any other items that are not mentioned (above) cannot be worn with graduation attire. This includes jeans, shorts, t-shirts, flip-flops, sunglasses or signs of any kind.
- Graduation caps should be worn level on the head (parallel to the ground), not on the back of the head. Caps should not be "bedazzled" in any way. Don't forget your tassel!
- If you are eligible to wear honor cords or National Honor Society cords, you will have to purchase them prior to graduation. This is by invitation only.
- If you received a medal or pin at Senior Evening of Excellence, you may wear them at graduation. These are the ONLY extras allowed!
- Graduates are asked to not chew gum, candy or food while participating in the exercises. There is also absolutely no smoking, drinking, or drugs while on campus. Students will be immediately removed from the program if found violating this policy.
- Items not allowed are: balloons, banners, laser pens, masks, blow horns, fan faces, etc. These types of items will be confiscated.
- Please no flash photography in the BYU Marriott Center.
- There is absolutely no one allowed to sit in the floor seating other than graduates.
- Please turn off cell phones during the ceremony.
- Nothing will be allowed in the tunnels with you. Leave all cameras, purses, keys, sunglasses, cell phones, and any other sort of accessory that is not the required graduation uniform with your family. Staff members supervising the tunnels will not be responsible for your belongings.



AND WILL YOU SUCCEED?
YES! YOU WILL, INDEED!
(98 AND 3/4 PERCENT GUARANTEED)
DR. SEUSS



**Marriott Center
Northwest Corner**




Girls Check-In Here!

**Marriott Center
Northeast Corner**



Boys Check-In Here!



WESTLAKE HIGH SCHOOL COMMENCEMENT EXERCISES

PROGRAM

| | |
|--------------------------------------|---|
| PROCESSIONAL | GRADUATING CLASS OF 2018 |
| WELCOME ADDRESS | BRAXTON PIERCE <i>SENIOR CLASS PRESIDENT</i> |
| NATIONAL ANTHEM..... | A CAPELLA CHOIR |
| ADDRESS..... | KATE GIBBY <i>"NOT HIGH SCHOOL MUSICAL"</i> |
| PARENT TRIBUTE..... | ANNIE SMITH <i>STUDENT BODY VICE-PRESIDENT</i> |
| MUSICAL NUMBER..... | CHAMBER ORCHESTRA <i>"THE ROAD AHEAD"</i> <i>WRITTEN & DIRECTED BY RANDEN T. HEYWOOD</i> |
| FACULTY & STAFF TRIBUTE..... | SCARLETT GRAHAM <i>STUDENT BODY PRESIDENT</i> |
| RECAP 2017-18..... | GRACE CULLEY <i>SENIOR CLASS VICE-PRESIDENT</i> |
| ADDRESS..... | WILLIAM CLARK <i>"THE COURAGE TO CONTINUE"</i> |
| MUSICAL NUMBER..... | A CAPELLA CHOIR <i>"A MILLION DREAMS"</i> <i>PASEK & PAUL/ARR. MAC HUFF</i> <i>ACCOMPANIED BY MAUREEN HATCH</i> |
| CLASS PROJECT PRESENTATION | TIANNA BOTELHO <i>SENIOR CLASS VICE-PRESIDENT</i> |
| ADDRESS..... | HANNAH SMITH <i>"WHAT WILL YOU PACK?"</i> |
| PRESENTATION OF GRADUATES | GARY TWITCHELL <i>PRINCIPAL</i> |
| ACCEPTANCE OF GRADUATING CLASS | PAULA H. HILL <i>BOARD OF EDUCATION</i> |
| PRESENTATION OF DIPLOMAS | PAULA H. HILL <i>BOARD OF EDUCATION</i> JESS CHRISTEN <i>DISTRICT OPERATIONS DIRECTOR</i> GARY TWITCHELL <i>PRINCIPAL</i> |
| SENIOR VIDEO | THUNDERVISION |
| PRESENTATION OF CLASS | BRAXTON PIERCE <i>SENIOR CLASS PRESIDENT</i> |
| FIGHT SONG..... | GRADUATES/AUDIENCE <i>PLEASE STAND</i> |
| RECESSIONAL | DRUM LINE <i>CLASS OF 2018 GRADUATES</i> <i>AUDIENCE PLEASE REMAIN SEATED UNTIL GRADUATES HAVE CONCLUDED RECESSIONAL</i> |

**"LUX ET VIRTUS" LIGHT AND EXCELLENCE
WESTLAKE HIGH SCHOOL MISSION STATEMENT**

GRADUATES LINE-UP & ENTERING

When Arriving to BYU (Marriott Center):

- Girls will meet the greeters on the northwest corner of the Marriott Center (at bottom of steps)
- Boys will meet the greeters on the northeast corner of the Marriott Center (by the new building and the Marriott Center).
- Boys/Girls will check in, get their name card and be directed on where to line up.
- Graduates are expected to ARRIVE at 5pm—Don't be late! WE WILL NOT WAIT FOR GRADUATES TO START!
- Boys will line up on the east side of the Marriott Center
- Girls will line up on the west side of the Marriott Center
- Graduates will line up by last name alphabet only A's, B's, C's, etc.

Processional Order:

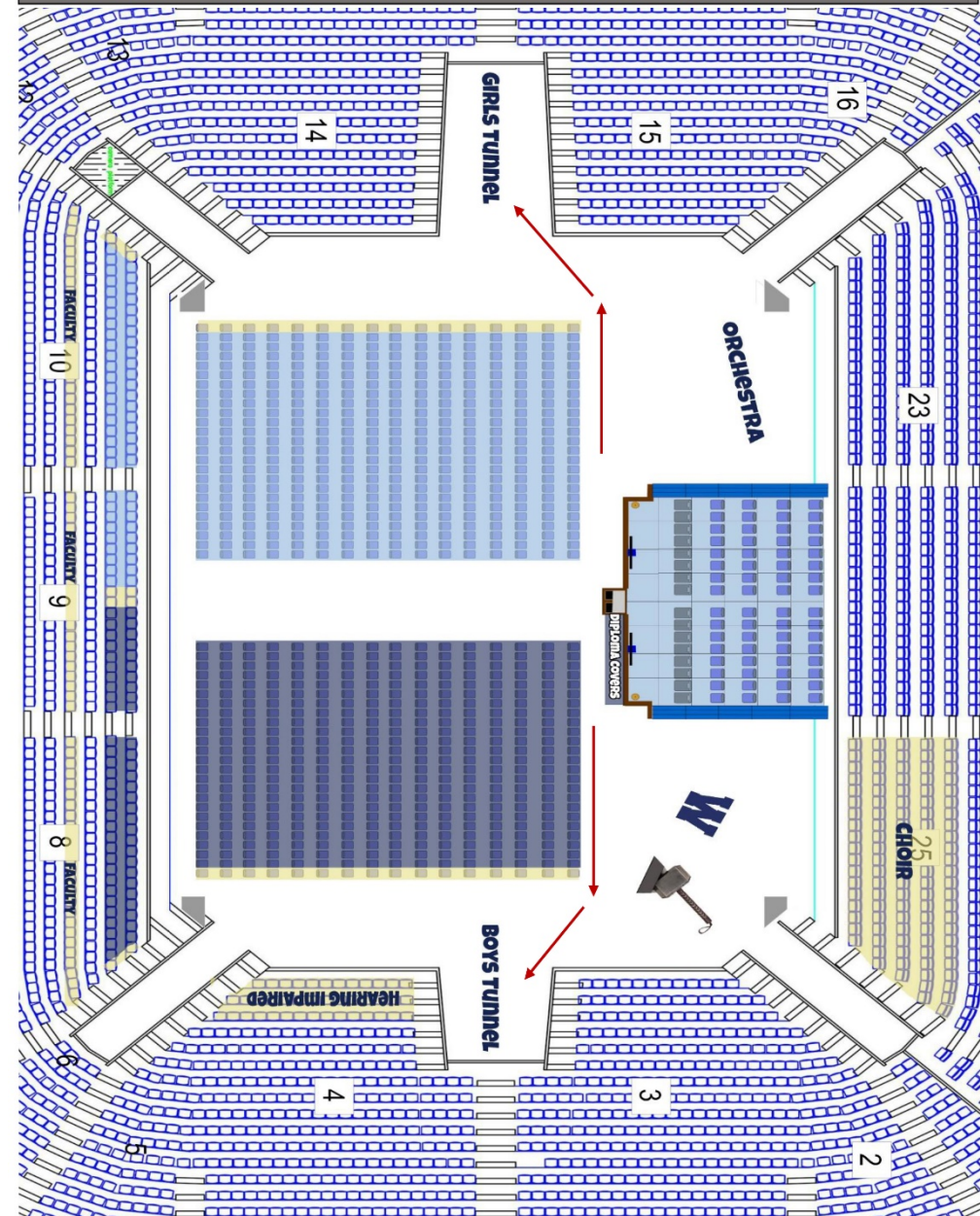
- WHS flags carried by Senior Class President & Student Body President (one on boys side and one on girls side)
- Choir/Honor Graduates/Stand
- Senior Class (led by row leads)

When Entering Arena:

- It shouldn't take more than 15-18 minutes to seat 900 graduates
- Keep a brisk and steady pace
- Keep spacing even
- Stand one graduate to a chair to guarantee a seat
- Do not leave open spaces by you! Rows should be completely full.

Note: When graduates are moving/walking (entering, exiting, presentation of diplomas), make corners SHARP!

GRADUATES EXITING



WHS GRADUATION 2018

GRADUATES EXITING

Preparing for Exiting:

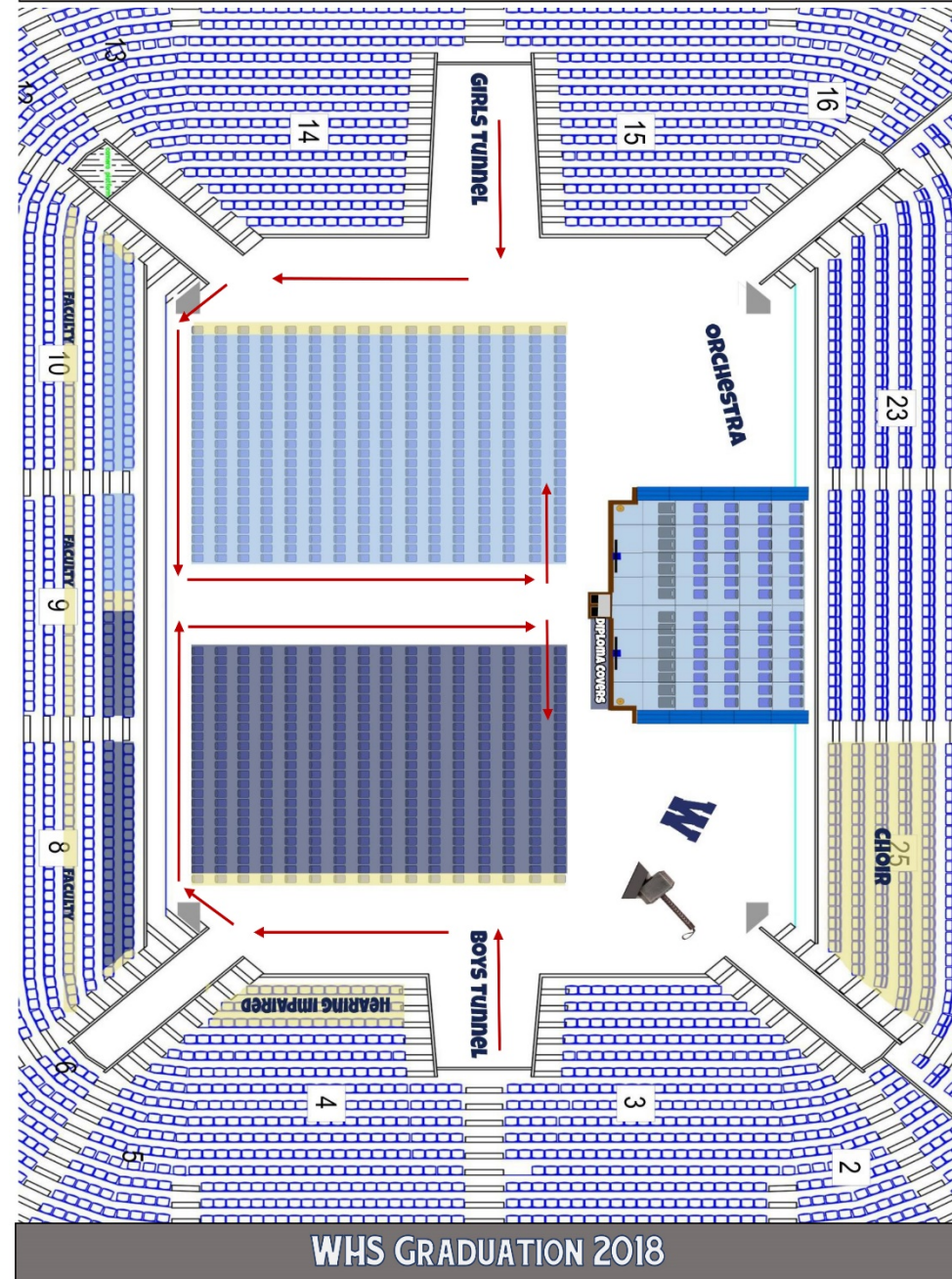
- “W” flag, Drum Line and “Thor” flag enter from the west tunnel. The Drum Line enters playing. The W flag will move to the spot in the middle and at the head of the boys. The drum line moves until they are centered in front of the stage area. The Thor flag will stay on the girls side, at the head and in the middle.
- Once positioned, the drum line will stop. The fight song will begin. The flags remain in position through the fight song.
- After the fight song ends, the drum line begins again.

When exiting, graduates will:

- Each row of graduates, beginning with the first row, second, ect. will move toward their row lead (in unison) and exit out the tunnel from which they entered the arena in the beginning.
- Graduates on the stand, orchestra and drum line will exit last.
- When in the tunnel, a faculty member will direct you outside. Parents will be instructed to meet their graduate on the south side of the Marriott Center.
- The “real” diplomas will be handed out on the southeast corner of the Marriott Center (under the building overhang).
- Stoles must be turned in before graduates can get their real diploma.
- Counselors will be available 30 minutes after ceremony ends. If graduates miss getting their diploma, they will have to come to Westlake the following week to pick it up.

Note: When graduates are moving/walking (entering, exiting, presentation of diplomas) make corners SHARP!

GRADUATES LINE-UP & ENTERING



PRESENTATION OF GRADUATES

Standing to Receive Diploma:

- Graduates will stand up 2 rows at a time—waiting for Ms. Gleed and Ms. Clark to give your row the que to go.
- The first rows will move out in unison, then the second and so on.
- Graduates will exit their row outward (towards their row lead) and go out the corner tunnels in the back.
- Girls will exit through the southwest tunnel
- Boys will exit through the southeast tunnel
- Names will be read quickly. **DO NOT STOP AT THE "W" or the "Hammer" for any sort of a picture or pose. Graduates are to remain walking through quickly.**

After Receiving Diploma:

- Graduate will walk to the far west side (behind the podium), turn and go south, then east, and finally up the middle and back to your exact row. You should end up in the exact same seat as when you left.
- Look for your row lead to help you through this process!!!

Principal Token:

- Details are TBA

PRESENTATION OF GRADUATES

